

Substance Drug Checking

Preliminary Results for July 2024

Substance Drug Checking delivers drug checking services in Campbell River, the Comox Valley, Duncan, Port Alberni, and Victoria, BC. Our service has been operating in partnership with SOLID Outreach, AVI Health and Community Services, Port Alberni Shelter Society, Vancouver Island Mental Health Society, Duncan Lookout Housing and Health Society, Vancouver Island University, and the Island Health Authority. This free and confidential service provides information on composition of substances and harm reduction information.

Highlighted findings:

- The median fentanyl concentration found across all drug categories was 14%
- The median fluorofentanyl concentration found across all drug categories was 5%. Fluorofentanyl adulteration in opioid - down samples has risen compared to last month.
- Benzodiazepines were found in 34.2% (119/248) of expected Opioid - Down samples
- Bromazolam, the most common benzo found within Opioid - Down samples, was found in 92 opioid-down samples with a median concentration of 5% and maximum concentration of 35%
- Xylazine was found in 6 expected Opioid - Down samples with a median concentration of 1% and a maximum concentration of 9%
- Medetomidine was found in 5 expected Opioid - Down samples with a median concentration of 1% and a maximum concentration of greater than 50%

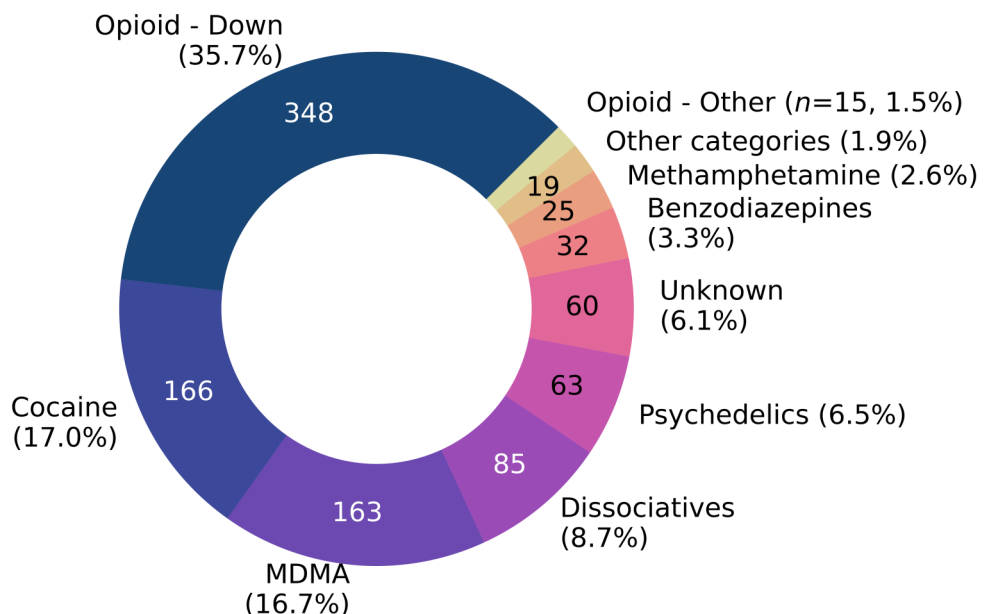
[Read our blog](#) for further interpretations of our July data.

976

Samples Tested
1 - 31 July 2024

What were people bringing to be checked?

Service users bring us a wide variety of substances that can be grouped into different drug classes. This pie chart aggregates the samples we checked by their “expected” substance (i.e. the drug category reported by the service user). The number of samples checked in each class is included inside each slice and the relative proportion of all samples checked is given in parentheses. These data are separated by collection location/method on the following page.

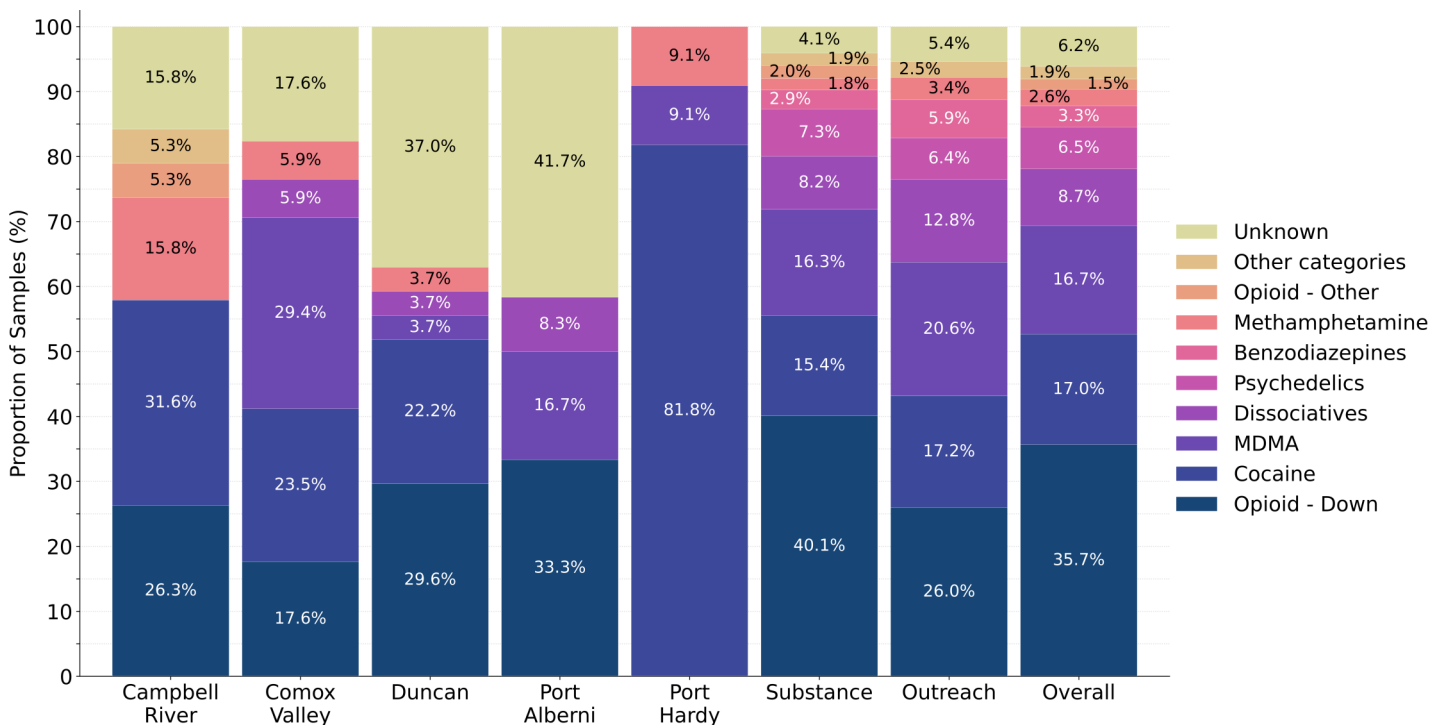


Substance Drug Checking

Preliminary Results for July 2024

What were people bringing to be checked by service model?

The “expected substance” data presented on the previous page can be separated by sample collection location/ method, where “Substance” samples are those brought directly to our Victoria storefront, “Campbell River”, “Comox Valley”, “Duncan”, “Port Alberni”, and “Port Hardy” are samples received through our distributed drug checking model, and “Outreach” samples are those collected at supported housing sites, at overdose prevention and supervised consumption locations, and through drop-off envelopes. The relative proportions of samples checked by expected class and location are shown in the figure below; sample counts are listed in the table at the bottom of this page.



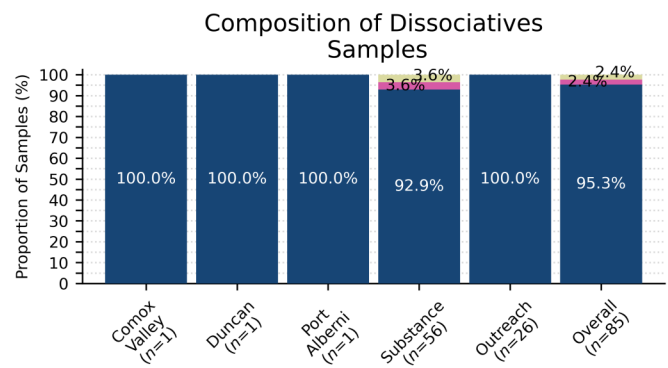
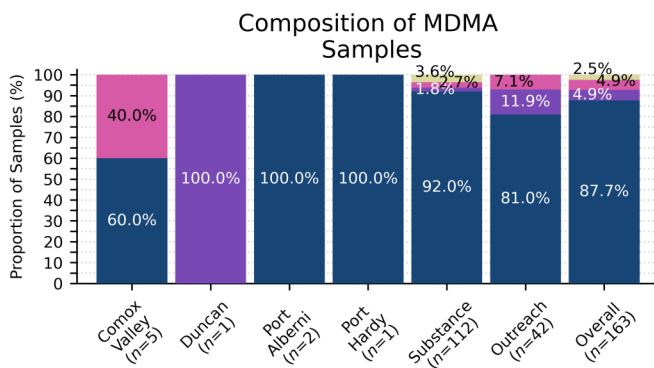
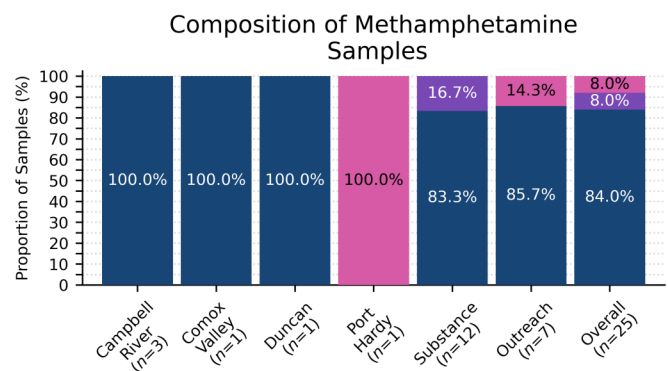
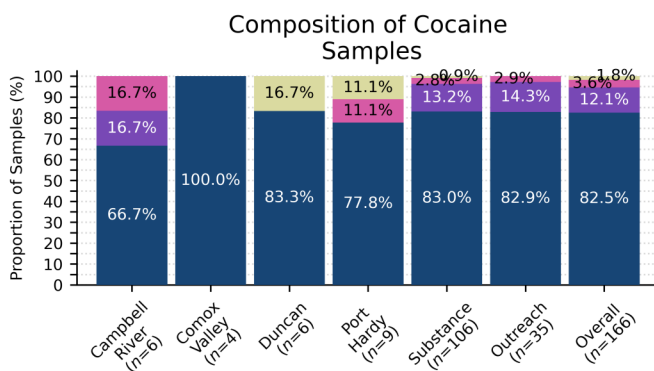
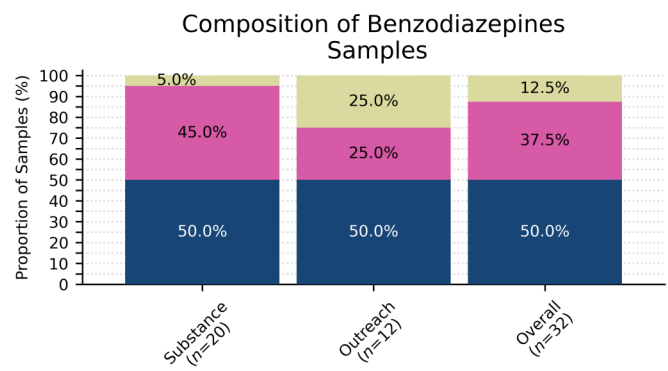
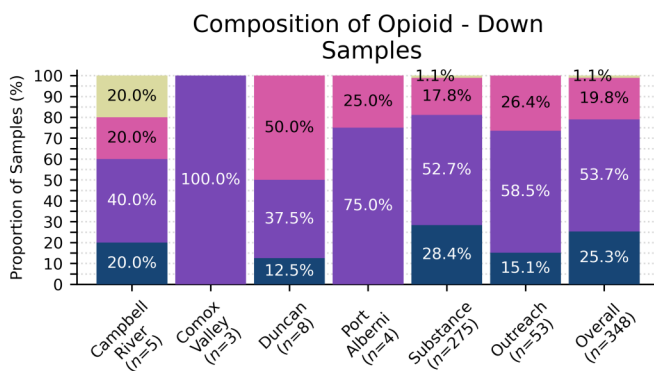
Expected Substance	Campbell River	Comox Valley	Duncan	Port Alberni	Port Hardy	Substance	Outreach	Overall
Opioid - Down	5	3	8	4	0	275	53	348
Cocaine	6	4	6	0	9	106	35	166
MDMA	0	5	1	2	1	112	42	163
Dissociatives	0	1	1	1	0	56	26	85
Psychedelics	0	0	0	0	0	50	13	63
Benzodiazepines	0	0	0	0	0	20	12	32
Methamphetamine	3	1	1	0	1	12	7	25
Opioid - Other	1	0	0	0	0	14	0	15
Other categories	1	0	0	0	0	13	5	19
Unknown	3	3	10	5	0	28	11	60
Total	19	17	27	12	11	686	204	976

Substance Drug Checking

Preliminary Results for July 2024

What did we find?

We checked each sample to determine what active compounds and cutting agents were present. While a majority of samples contained the expected active drug, we also detected a number of other notable compounds that may cause unexpected effects. The figures below illustrate the proportions and numbers of samples checked in each drug category, separated by collection location/method, colour coded by their composition. **Dark Blue** groups samples that were “as expected” with no other notable compounds *detected*, **Purple** groups samples that contained the expected drug *and* other unexpected active(s), **Magenta** groups samples that only contained unexpected active(s) (the expected drug was not found), **Salmon** groups samples where we were unable to determine the composition, and **Lime** displays samples where no active compounds were detected.



Expected Active Only Unexpected Active(s) Only Inactive(s) Only
Expected + Unexpected Actives Unknown composition

Substance Drug Checking

Preliminary Results for July 2024

What did we find?

Expanding on the figures shown on the previous page, for each drug category and collection location/model, we list the number of samples that contained the expected active and/or other notable components. Samples where no detected actives have been excluded for brevity.

Expected Opioid - Down data continued on next page

Opioid - Down	Campbell River	Comox Valley	Duncan	Port Alberni	Port Hardy	Substance	Outreach
Expected Active Only	1		1			78	8
Fentanyl	1		1			78	8
Expected* + Unexpected Active(s)	2	3	3	3		145	31
Fentanyl*	2	3	3	3		144	31
Acetylcodeine						2	4
Acetylmorphine [MAM, 6-MAM]						2	5
Benzodiazepine (unknown type)				2		19	2
Bromazolam	2	3	3	1		57	15
Cocaine Base [crack, rock, hard]						4	
Cocaine HCl [powder]						1	
Despropionyl para-fluorofentanyl						4	
Etizolam							2
Fentanyl Base						1	
Flubromazolam		1				1	
Fluorofentanyl						58	9
Fluorofentanyl Base				1		4	4
Heroin						5	2
Lidocaine							2
Medetomidine						2	1
Methamphetamine			1			4	
Methylfentanyl							1
Procaine						1	
Xylazine						1	2
ortho-Methyl fentanyl						33	7

Data are preliminary. There were missing data for some samples. Instruments may not be able to detect all ingredients and certainty of interpretations may vary. Multiple substances may be present in one sample and substances may be present in trace concentrations. *Expected active component. ¹“Fentanyl or analogue” and “Benzodiazepine (unknown type)” results are based on a positive benzo strip test and are unconfirmed by paper spray. Fentanyl analogue (unknown type) results occur when a sample contains a fentanyl analogue, yet our instruments are unable to determine exactly which analogue.

Substance Drug Checking

Preliminary Results for July 2024

Opioid - Down (Continued)	Campbell River	Comox Valley	Duncan	Port Alberni	Port Hardy	Substance	Outreach
Unexpected Active(s) Only	1		4	1		49	14
Acetaminophen (Tylenol)			1				
Benzodiazepine (unknown type)			1				
Bromazolam	1		1	1		4	4
Cocaine Base [crack, rock, hard]						7	
Codeine [T3's / T4's]			1				
Despropionyl para-fluorofentanyl			1			4	1
Fentanyl Base						3	
Fentanyl or analogue			1			2	2
Fluorofentanyl			1			22	4
Fluorofentanyl Base	1			1		9	4
Medetomidine						2	1
Methamphetamine							2
Phenacetin						2	
Unknown			1			1	1
Xylazine						2	1
ortho-Methyl fentanyl			2			9	8

Opioid - Other	Campbell River	Substance
Expected Active Only		11
Hydromorphone [Dilaudid]		9
Oxycodone [Oxycontin]		2
Unexpected Active(s) Only	1	3
Bromazolam	1	
Fentanyl		1
Fluorofentanyl Base	1	1
Isotonitazene		1
Xylazine		1

Data are preliminary. There were missing data for some samples. Instruments may not be able to detect all ingredients and certainty of interpretations may vary. Multiple substances may be present in one sample and substances may be present in trace concentrations. *Expected active component. ¹"Fentanyl or analogue" and "Benzodiazepine (unknown type)" results are based on a positive benzo strip test and are unconfirmed by paper spray. Fentanyl analogue (unknown type) results occur when a sample contains a fentanyl analogue, yet our instruments are unable to determine exactly which analogue.

Substance Drug Checking

Preliminary Results for July 2024

Cocaine	Campbell River	Comox Valley	Duncan	Port Hardy	Substance	Outreach
Expected Active Only	4	4	5	7	88	29
Cocaine Base [crack, rock, hard]	4	1	1	1	18	3
Cocaine HCl [powder]	1	3	4	6	70	26
Expected* + Unexpected Active(s)	1				14	5
Cocaine Base [crack, rock, hard]*	1				7	3
Cocaine HCl [powder]*					7	2
Fentanyl						2
Fentanyl analogue (unknown type)						1
Fentanyl or analogue					1	1
Levamisole					9	1
Lidocaine					3	
Methamphetamine					1	
Phenacetin						1
Procaine					1	
Unknown	1					
Unexpected Active(s) Only	1			1	3	1
Acetaminophen (Tylenol)	1					
Benzodiazepine (unknown type)					1	
Fentanyl					2	
Fentanyl or analogue					1	
Fluorofentanyl Base						1
Methamphetamine				1		
ortho-Methyl fentanyl					1	1

Data are preliminary. There were missing data for some samples. Instruments may not be able to detect all ingredients and certainty of interpretations may vary. Multiple substances may be present in one sample and substances may be present in trace concentrations. *Expected active component. ¹"Fentanyl or analogue" and "Benzodiazepine (unknown type)" results are based on a positive benzo strip test and are unconfirmed by paper spray.

Substance Drug Checking

Preliminary Results for July 2024

MDMA/MDA	Comox Valley	Duncan	Port Alberni	Port Hardy	Substance	Outreach
Expected Active Only	3		2	1	103	34
MDA					6	5
MDMA	3		2	1	100	34
Expected* + Unexpected Active(s)						
MDA*						4
MDMA*		1			2	4
Cocaine HCl [powder]		1				
Ketamine		1				
Unknown					2	2
Unexpected Active(s) Only	2				3	3
Acetaminophen [Tylenol]					1	
Cocaine HCl [powder]	1					
Ketamine	1				1	2
MDA					1	
Sildenafil [Viagra]					1	
Tadalafil [Cialis]					1	
para-Methoxyphenylpiperazine						1

Dissociatives	Comox Valley	Duncan	Port Alberni	Substance	Outreach
Expected Active Only	1	1	1	52	26
2-fluoro-2-oxo-PCE [CanKet]				1	
3-HO-PCE				1	
Ketamine	1	1	1	49	26
O-PCE [Deschloro-N-ethyl-ketamine]				1	
Unexpected Active(s) Only				2	
Cocaine HCl [powder]				1	
Levamisole				1	
MDMA				1	

Data are preliminary. There were missing data for some samples. Instruments may not be able to detect all ingredients and certainty of interpretations may vary. Multiple substances may be present in one sample and substances may be present in trace concentrations. *Expected active component. ¹“Fentanyl or analogue” results are based on a positive benzo strip test and are unconfirmed by paper spray.

Substance Drug Checking

Preliminary Results for July 2024

Methamphetamine	Campbell River	Comox Valley	Duncan	Port Hardy	Substance	Outreach
<i>Expected Active Only</i>	3	1	1		10	6
Methamphetamine	3	1	1		10	6
<i>Expected* + Unexpected Active(s)</i>					2	
Methamphetamine*					2	
Fentanyl					1	
Fentanyl or analogue					1	
Fluorofentanyl					1	
<i>Unexpected Active(s) Only</i>						
Cocaine Base [crack, rock, hard]						1
MDMA				1		
Phenacetin						1

Benzodiazepines	Substance	Outreach
<i>Expected Active Only</i>	10	6
Alprazolam [Xanax]	1	1
Bromazolam	1	1
Diazepam [Valium]	1	
Etizolam	5	1
Flualprazolam	1	2
Lorazepam [Ativan]	1	
Rilmazafone		1
<i>Unexpected Active(s) Only</i>	9	3
Benzodiazepine (unknown type)		1
Bromazolam	9	2
Fentanyl	1	

Data are preliminary. There were missing data for some samples. Instruments may not be able to detect all ingredients and certainty of interpretations may vary. Multiple substances may be present in one sample and substances may be present in trace concentrations. *Expected active component. ¹“Fentanyl or analogue” and “Benzodiazepine (unknown type)” results are based on a positive benzo strip test and are unconfirmed by paper spray. Fentanyl analogue (unknown type) results occur when a sample contains a fentanyl analogue, yet our instruments are unable to determine exactly which analogue.

Substance Drug Checking

Preliminary Results for July 2024

Psychedelics	Substance	Outreach
Expected Active Only	26	10
2C-B	13	5
5-MeO-DMT	2	
5-MeO-MiPT [Moxy]	1	
DMT [Dimethyltryptamine]	2	
LSD [acid]	7	3
Mescaline	1	2
Expected* + Unexpected Active(s)	8	1
2C-B*	2	1
2C-H	1	
Cocaine HCl [powder]	1	
Ketamine (Tucibi expected)	6	
MDA (Tucibi expected)	5	
MDMA (Tucibi expected)	6	
Phenacetin	1	
Unknown	1	1
Unexpected Active(s) Only	12	
2C-E	1	
2C-X	1	
3-MMC [Metaphedrone]	1	
Cocaine HCl [powder]	8	
Ketamine	1	
MDMA	1	
Unknown	1	
Unknown Composition	1	
Unknown	1	

Data are preliminary. There were missing data for some samples. Instruments may not be able to detect all ingredients and certainty of interpretations may vary. Multiple substances may be present in one sample and substances may be present in trace concentrations. *Expected active component.

Substance Drug Checking

Preliminary Results for July 2024

Other	Campbell River	Substance	Outreach
Expected Active Only		6	
GHB		6	
Expected* + Unexpected Active(s)			1
3-MMC [Metaphedrone]*			1
Unknown			1
Unexpected Active(s) Only			
1,4-Butanediol			1
2-MMC		1	
4-FA [4-Fluoroamphetamine]		1	
4-HO-MET [Metocin, Colour]			1
N-ethylpentylone		1	
Trenbolone	1		
Unknown		1	1

Data are preliminary. There were missing data for some samples. Instruments may not be able to detect all ingredients and certainty of interpretations may vary. Multiple substances may be present in one sample and substances may be present in trace concentrations. *Expected active component.

Substance Drug Checking

Preliminary Results for July 2024

Unknown	Campbell River	Comox Valley	Duncan	Port Alberni	Substance	Outreach
Unexpected Active(s) Only						
3-MMC [Metaphedrone]					2	1
Benzodiazepine (unknown type)					1	
Bromazolam		2	5	1	2	1
Buprenorphine					1	
Cocaine Base [crack, rock, hard]	1			1	2	2
Cocaine HCl [powder]					5	
Despropionyl para-fluorofentanyl			1		1	
Fentanyl		2	3	1	5	2
Fentanyl or analogue				1	3	
Fluorofentanyl		1	2		6	1
Fluorofentanyl Base			1			
Ketamine	1				5	
Levamisole					1	
Lorazepam [Ativan]						1
MDMA					1	3
Medetomidine			1			
Methamphetamine		1			3	1
Modafinil					1	
Morphine					1	
Phenacetin			1			
Quetiapine [Seroquel]				1		
THC					1	
Unknown					2	
Xylazine			1			
ortho-Methyl fentanyl			4			
Unknown Composition	1		1			
Unknown	1		1			

Data are preliminary. There were missing data for some samples. Instruments may not be able to detect all ingredients and certainty of interpretations may vary. Multiple substances may be present in one sample and substances may be present in trace concentrations. *Expected active component. ¹"Fentanyl or analogue" and "Benzodiazepine (unknown type)" results are based on a positive benzo strip test and are unconfirmed by paper spray.

Substance Drug Checking

Preliminary Results for July 2024

Quantification

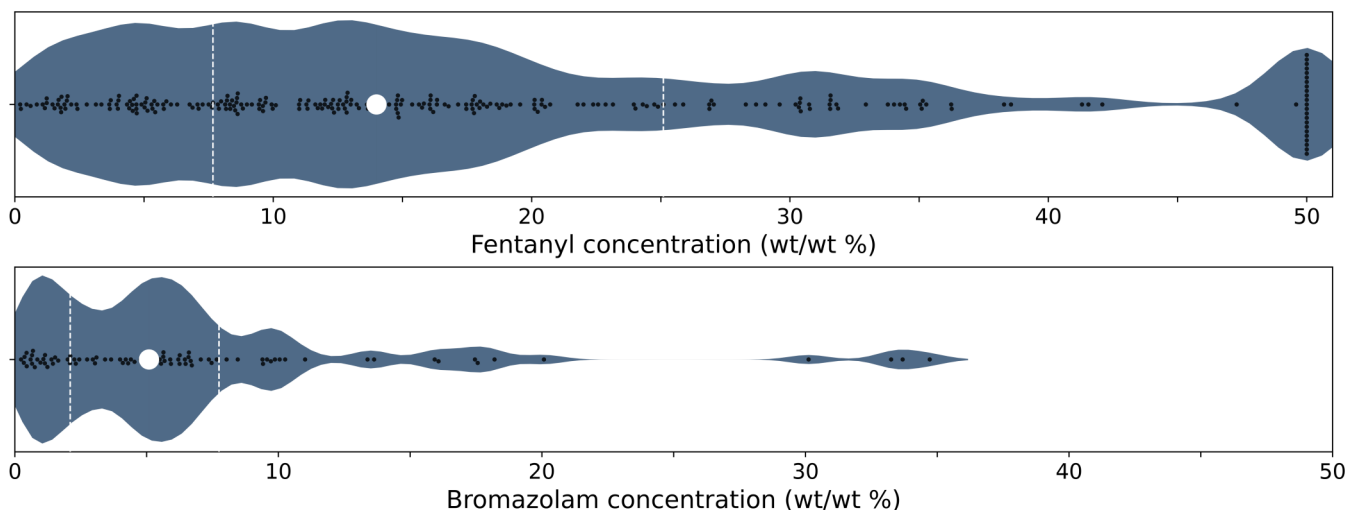
Using paper spray mass spectrometry (PS-MS) data, we were able to quantify low concentration compounds. These aggregate values are *inclusive to all expected drug categories* in which the active drugs are found. Weight percentage is reported below. "IQR" is the interquartile range: the concentration range that contains half of the quantified samples.

Compound	# Quant.	Median	Min	Max	IQR
Fentanyl	280	13.5%	0.0%	>50.0%*	7.0% - 25.2%
Bromazolam	112	4.9%	0.2%	>50.0%*	1.7% - 7.7%
Fluorofentanyl	103	4.9%	0.3%	>50.0%*	2.2% - 18.1%
ortho-Methyl fentanyl	65	4.0%	0.8%	>50.0%*	1.7% - 6.6%
Fluorofentanyl Base	22	14.9%	0.5%	>50.0%*	10.3% - 24.6%
Levamisole	12	0.7%	0.1%	5.0%	0.4% - 2.9%
Hydromorphone (Dilaudid)	9	5.0%	3.5%	9.3%	4.8% - 5.7%
Xylazine	8	0.7%	0.1%	8.9%	0.2% - 2.5%
Heroin	7	1.9%	1.0%	>50.0%*	1.5% - 9.3%
Etizolam	7	0.4%	0.1%	9.7%	0.4% - 5.1%
Medetomidine	6	0.7%	0.3%	>50.0%*	0.3% - 13.0%
Fentanyl Base	3	34.3%	0.4%	>50.0%*	

*There is a maximum concentration limit that the PS-MS can quantify for each compound of interest. If a sample contains a higher percentage of a compound than the PS-MS's limits, then only the upper limit will be reported. as ">50%".

Distribution of Fentanyl and Bromazolam Concentrations

The concentrations of fentanyl and bromazolam for every sample quantified across *all expected drug categories and service models* are illustrated below to highlight the variability in the unregulated drug market. **Black Dots** are individual samples, the large **White Dot** marks the median concentration, the **Dashed White Lines** bound half of the quantified samples (IQR), and the **width** of the coloured region is proportional to the number of samples in a concentration range.



Substance Drug Checking

Preliminary Results for July 2024

Opioid - Down Quantification by Service Model

Here we examine the regional variability in the unregulated market. The table below expands on the data presented on the previous page (*inclusive to all expected drug categories*) and focuses only on fentanyl, fluorofentanyl, carfentanil, bromazepam, and xylazine within *expected opioid-down samples*, separated by collection location/model. Weight percentage is reported; "IQR" is the interquartile range: the range that contains half of the quantified samples.

Service Model	Compound	# Quant.	Median	Min	Max	IQR
Campbell River 5 total down samples 60% (3/5) benzo-positive	Bromazepam	2		5.9%	14.9%	
	Fentanyl	1		30.4%		
Comox Valley 3 total down samples 100% (3/3) benzo-positive	Bromazepam	5	13.6%	5.6%	33.7%	9.3% - 30.1%
	Fentanyl	5	45.3%	2.3%	>50.0%*	15.4% - 50.0%
	Fluorofentanyl	1		4.6%		
Duncan 8 total down samples 62% (5/8) benzo-positive	Bromazepam	8	5.2%	0.4%	8.5%	1.9% - 5.8%
	Fentanyl	7	7.1%	0.8%	26.8%	4.1% - 8.1%
	Fluorofentanyl	3	2.5%	2.4%	10.9%	
	Xylazine	1		0.1%		
Port Alberni 4 total down samples 100% (4/4) benzo-positive	Bromazepam	2		7.9%	17.6%	
	Fentanyl	2		35.1%	36.7%	
Substance 275 total down samples 29% (81/275) benzo-positive	Bromazepam	72	4.2%	0.3%	>50.0%*	1.5% - 6.5%
	Fentanyl	222	14.1%	0.2%	>50.0%*	7.9% - 24.9%
	Fluorofentanyl	86	5.2%	0.3%	>50.0%*	2.2% - 18.3%
	Xylazine	4	0.3%	0.1%	1.2%	0.2% - 0.5%
Outreach 53 total down samples 43% (23/53) benzo-positive	Bromazepam	23	5.6%	0.2%	>50.0%*	2.4% - 10.0%
	Fentanyl	43	11.0%	0.0%	>50.0%*	4.9% - 21.2%
	Fluorofentanyl	13	5.6%	0.7%	42.1%	2.4% - 13.5%
	Xylazine	3	5.3%	1.6%	8.9%	

*There is a maximum concentration limit that the PS-MS can quantify for each compound of interest. If a sample contains a higher percentage of a compound than the PS-MS's limits, then only the upper limit will be reported. For example, the upper limit of reporting for fentanyl on the PS-MS is 50% - any sample containing more than 50% fentanyl will be flagged as ">50%". Not all samples can be quantified.

Substance Drug Checking

Preliminary Results for July 2024

Substance Drug Checking is based out of the University of Victoria and operates community-wide drug checking services within Campbell River, the Comox Valley, Duncan, Port Alberni, Port Hardy, and Victoria, BC. We are continuing to offer drug checking services in response to the dual public health emergencies, and exploring new ways to better reach those who may benefit from this service. We have partnered with Dr. Chris Gill and the team at Vancouver Island University to improve detection and reporting using their methods for the paper spray - mass spectrometer.

See the [blog portion](#) of our website to view our more detailed interpretations of our reports.

Our project works on Indigenous land. We provide drug checking, harm reduction education and support across many territories on what is colonially known as 'Vancouver Island.' We also act as a resource for these services across the province colonially known as 'British Columbia.' We honour and offer respect to many nations for their stewardship, care and leadership on these lands.


Our project originated on the territories of the lək̓ʷəŋən speaking peoples, including the Songhees and Xwsepsum (Esquimalt) Nations, and the W̱SÁNEĆ (Saanich) Nations on whose land the University of Victoria is located. Some of the territories we are honoured to work across specifically include: Halalt, Lyackson, Meluxulh (Malahat), Punelux-utth', Quw'utsun, Stz-uminus, and Ts'uubaa-asatx; Hupačasath and Tseshah; K'ómoks; and Laich-kwil-tach.

We acknowledge the inextricable links between research, colonization and racism against Indigenous peoples, which continue to this date. Ending the violence faced by people who use drugs cannot be achieved without actively working on decolonization.

For more information please visit: substance.uvic.ca

We gratefully acknowledge our partners and funders on this project

Our Partners



Our Funders

